



Challenge for Vision: Seeing a Toy Crane

Crane-episodic-memory

Aaron Sloman

Last updated: 8 Mar 2009; 23 Oct 2011; 12 Jun 2013 (links added)

Installed: 10 Jul 2007

NOTE:

This file is <http://tinyurl.com/CogMisc/crane/>

It is available as a stand alone PDF file [Seeing a Toy Crane.pdf](#)

A draft paper closely related to this is here:

<http://www.cs.bham.ac.uk/research/projects/cosy/papers/#tr0801>

TR-0801 Architectural and representational requirements for seeing processes and affordances.
(PDF)

For a partial overview of other online material here see

<http://tinyurl.com/CogMisc/AREADME.html>

Introduction

This is a sequel to two previous challenges for machine vision

- [Seeing cups spoons and saucers](#)
- [Seeing impossible objects](#)
- [More impossible objects](#)
- [Seeing and thinking about loops in strings](#)

A presentation related to these topics can be found here:

<http://www.cs.bham.ac.uk/research/projects/cogaff/talks/#compm07>

Architectural and representational requirements for seeing processes and affordances.

Presented at [BBSRC funded Workshop on](#)

Closing the gap between neurophysiology and behaviour: A computational modelling approach
University of Birmingham, UK
May 31st-June 2nd 2007

The Crane Challenge(s)

What follows is a collection of pictures of a toy crane made from plastic meccano (by Alison Sloman), viewed from various angles, along with pictures of some meccano parts.

The challenge is this: for every identifiable entity in any picture, small or large, find in other pictures


- Other entities of the same type (at various levels of abstraction)
- The very same entity (e.g. the same nut, or bolt, or wheel, or hook)
- Specify the 3-D position and pose of the object in the scene
- Describe its 3-D relations to other objects in the scene
- Find whether its shadow is visible in the scene, and if so identify the relevant portion of shadow.

NOTE: merely identifying locations of parts *in the images* is of no interest in this challenge, though it may be an intermediate stage in processing, if found useful.

Related challenges:

- Wherever a crank handle is visible, work out what the consequences will be of turning it in either possible direction.
 - Describe how the viewpoint is related to the objects in the scene, including the floor.
 - Describe how the crane in the photographs differs from the crane depicted in the manual (see picture at end).
-


The Pictures




Picture {1}



Picture {2}




Picture {3}




Picture {4}




Picture {5}




Picture {6}




Picture {7}




Picture {8}




Picture {9}




Picture {10}



Picture {11}




Picture {12}




Picture {13}




Picture {14}




Picture {15}




Picture {16}




Picture {17}



Picture {18}



Picture {19}



The diagram in the instruction manual.
(Not followed precisely.)

Meccano Online Web pages

<http://www.internationalmeccanomen.org.uk>
Home page

<http://www.internationalmeccanomen.org.uk/EXHIB/Henley2008/>
Pictures showing some amazing things built by Meccano enthusiasts in 2008.

See also

<http://www.cs.bham.ac.uk/research/projects/cosy/photos/penrose-3d>

<http://www.cs.bham.ac.uk/research/projects/cosy/movies/sample-actions/>

A multi-picture challenge for theories of vision, and machine vision systems
<http://www.cs.bham.ac.uk/research/projects/cogaff/misc/multipic-challenge.pdf>

Maintained by Aaron Sloman
School of Computer Science
The University of Birmingham